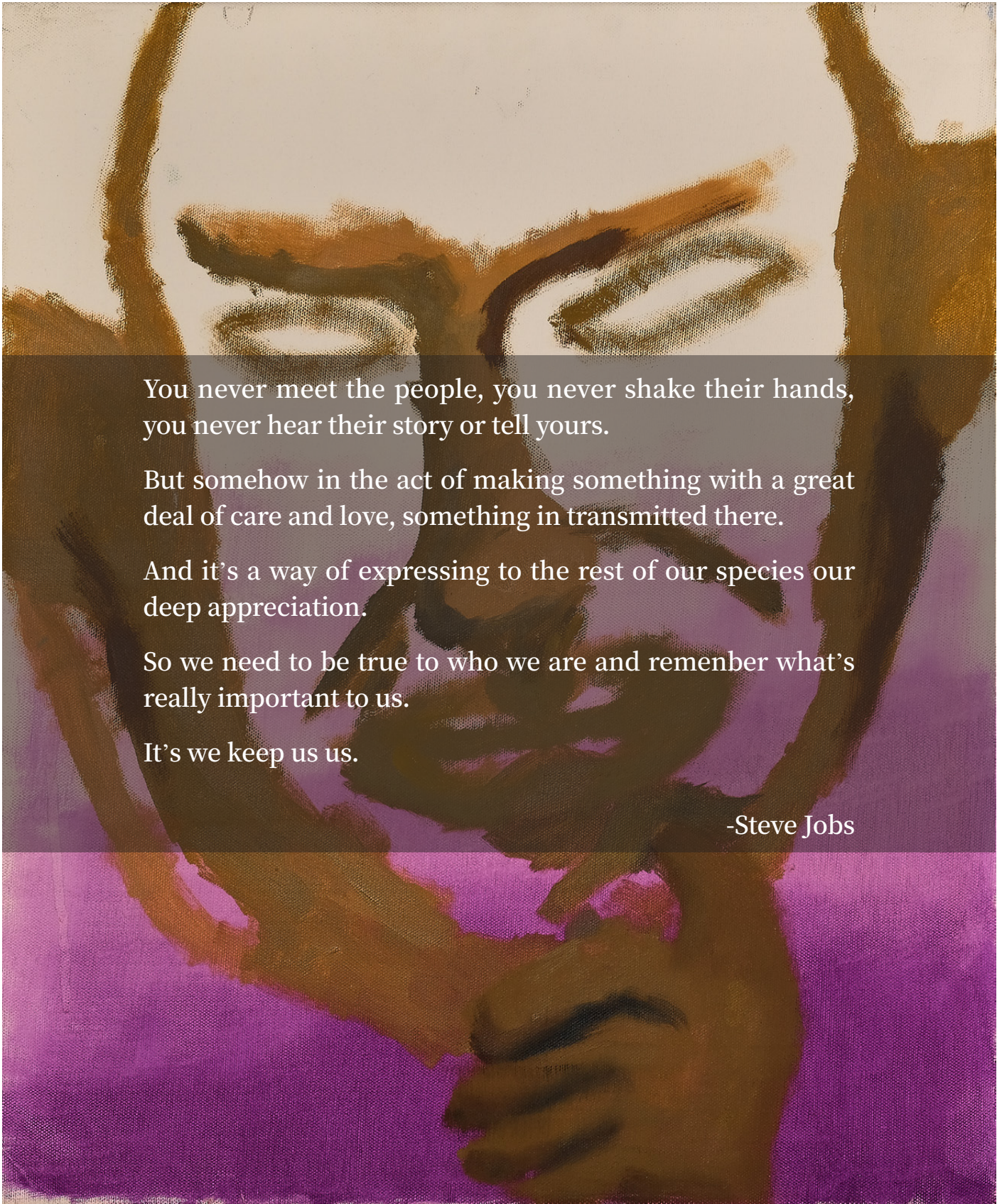


▼ self-portrait in Steve Jobs's posture, oil



You never meet the people, you never shake their hands,
you never hear their story or tell yours.

But somehow in the act of making something with a great
deal of care and love, something is transmitted there.

And it's a way of expressing to the rest of our species our
deep appreciation.

So we need to be true to who we are and remember what's
really important to us.

It's we keep us us.

-Steve Jobs

So, here is how



Profolio for 1044 BAS New Media, semester A 2018/19,
School of Creative Media, City University of Hong Kong.

By applicant CHENG, Po-Sheng.
Application Number: 55396668

Introduction to scientific projects	3
Scientific project I: self-made hydrogenerator	4
Scientific project II: prototype of window-clening machine	6
Experiments of three dimentional object	8
Introduction to paintings and photography	9
Paintings	
Oil paintings	10
Ink paintings	12
Other paintings	14
Photography	
Nature photography	
Grade 4-6	16
Grade 7-8	18
Grade 9-11	20
Photography at CKPC	
Events	22
Sports	24
Stage	26
Daily and street photography	28
Documentary project: remembering Huaguang	30

Introduction to scientific projects:

In this section, I focused on two aspects of each project: how I created it and how I display it. The former can demonstrate my ability of creating physical object and my understanding of science principles. The latter shows my ability to use media to convey my work.


I developed these skill in an early stage of my growing. As a consequence, despite the fact that I boast my thoughts and ideas behind every action, I'm a doer instead of a daydreamer. I think a lot, and I always practice.

Scientific project I: self-made hydrogenerator

This project simply illustrates my concern about global warming, shortage of resource, and my passion to create physical object with my hands.

I made this when I was in the sixth grade in elementary school. I grow up in an elementary school located in Yangmingshan National Park. With its beautiful nature environment

surrounding, I develop an environmental protection conscious when I'm just a little boy. Hydropower is one of the most sustainable and cleanest resource, and my design of this hydrogenerator is aimed to achieve a concept of clean, simple, and sustainable. Made with materials which can be bought in local stationary store, including the motor, led light, disposable spoons, the machine is



still working perfectly after I finished it in more than five years ago. That is to say, I haven't change anything of what I designed in twelve.

4 play the device with my skill of still photography. There is no professional lighting equipment used to take the shot. It is only a tripod, the led light of my cell phone, and an ordinary electric

torch that I used to light up the movement of water flowing, mechanism rotating, and the led light shining with the power generated by water. At the beginning of its thirteen second exposure, I used

the electric torch to light up the front face of the hydrogenerator for about five second so you see the shape of it. Than my mom helped me pour the water. At the same time, I twist my electric torch

to shed light on the water flow. The light from my cell phone is fixed all the way at the left side of the device.

So finally, you can see the water flowing, the mecha-

nism moving, and the light shining with pure clean power, all in one shot.

Scientific project II: prototype of window-cleaning machine



For this, I made an introduction video to tell you how I design, made the device along with the purpose and the inspiration that drive me to create this.

I create the prototype a couple months ago, but when I brought it to real scenarios, I found it incapable of climbing against grav-

ity on its own. So, I spent a whole day figuring out a way to enhance the power of it. The final solution is mentioned in the video.

The video is inspired by Apple's product introduction videos, which I considered the best concept to convey special things about a prod-

uct. Only with simple footage of the device working and the voice of the designer, this is a direct yet powerful way to promote a product.

Although I don't have the technique to do animation and professional production, which I want to learn as soon as possible, this project

shows my ability to make videos as well as my understanding of mechanism and physics.

Video: Introducing prototype of window cleaning machine by Cheng, Po-sheng

Hyperlink:




<https://youtu.be/QmmTn8i7Wds>

Scan QR Code:



Experiments of three dimensional objects

This small objects are created with paper, clay, Lego, and most importantly, my hands. I really enjoy crafting physical 3D objects. It's amazing to touch the shape I created, to adjust everything without the help from any tools.



Introduction to paintings and photography:

I think painting and photography is basically the same. Both of them are all about creating a frame to express yourself. The minor differences are that photography is more of discovering and paintings are more of imaging. But the truth is that great photography involves a great deal of imagination and great paintings also need enormous discovering and observing.

In my path of creating, I contact photography prior to painting.


I'm obsessed of the reality I can illustrate with photography. I think that the best thing of photography is that you can display exactly what you see to others. This is fascinating.

I started painting later, so I'm not professionally skilled. I just try. I try all the type of drawings, so my works range extensively. I even manage to apply different new methods into a single work.

Oil paintings

For me, oil paintings are all about colors. I was so amazed by how I can control the colors of an oil painting when I first tried it. So, you can see that I try my best to depict all the colors I saw in the plaster figure or an abstract scene in my mind.

In the plaster figure painting, I actually paint more colors than what people usually saw. That is the reason why I draw. I found that I can see a lot more when I'm drawing. More colors, more lights. It is so inspiring to blend my own imagination with the real object into canvas.



▲ Abstract oil painting



◀ Op art painting, oil



Ink paintings

Abstract painting is my main focus, even with Chinese ink paintings. Chinese ink is the best tool for me to draw due to its simplicity and natural-ity. In my experience, It feels like the most spontaneous way to draw. Seeing water and ink flowing on the paper is like magic.

Controlling water is what I really enjoy when I do ink painting. Sometimes wet, sometimes dry, there are so many differences produced by just water and black ink. In the

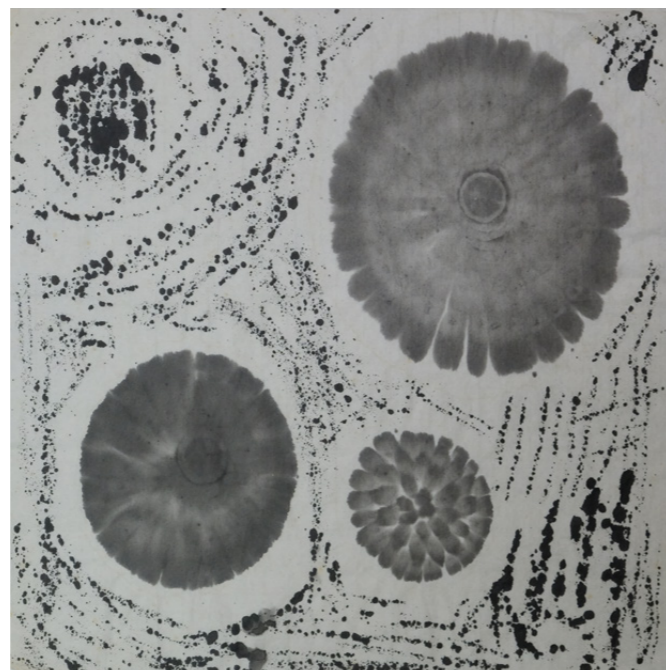

four abstract works, I even adjusted different amount of water within the brush, which means that some part of the brush is containing more water than ink while another part can produce pure black ink.

I think that creating what people can't see is what makes paintings distinguished, so trying to use special technique to create expressive looks is an important part of my paintings.




The four frame abstract ink paintings ▲

Chinese ink painting: modern landscape ▼




Other paintings




I practice a lot of fast sketch. Each of the four frames sketch is drawn within five minutes. They are not aimed to capture most details but to depict the gesture of man. I also tried using ink to sketch.



I use three different materials to create the work. One is crayon, another is pastel, and the other is ink. Below is a recent abstract work created with crayon. The subject is “the smell of spring.”



Another work here is at the edge of abstract and concrete. I started with a leaf, then found that I'm not on the way of making it look like a leaf. I began to enlarge some of the details on the leaf, making it not a leaf at first glance. But it is still essentially a leaf with some details you may never notice. Sometimes when I'm drawing an object, I don't really care about if I made the paintings look like the original object since I think that drawing is about imaging what you saw and turn it into something else.



All the photos in the three nature photography part are out-of-camera jpeg without any enhancement to color or exposure.

Nature photography/ grade 4-6



▲ Selected from solo exhibition <Noah's Ark>


I start photograph the nature world when I was in elementary school. It soon became the way I have conversation with the nature. I understood the beauty and the greatness of the nature world through photogra-

phy. The collection is selected from my solo exhibition in 2012. They are not completely mature work judging by my current standard, but the beauty of nature is still extremely inspiring in these photos.

▼ Selected from solo exhibition <Noah's Ark>



◀ Selected from solo exhibition <Noah's Ark>



◀

Nature photography/ grade 7-8



shot on 08/10/2012



shot on 25/10/2012

After graduation from elementary school, I join a program to record the moth species in my elementary school every week. These shots are selected from the program. Moth is one of the most secret species in the world. Its appearance can be dramatically varied. It's just a pleasure to

see how abundant the world of moths is.

The collection also features some other species I shot during the program. Most of them are small creatures that most people may not notice. Through my lens, I want to convey the greatness of nature in these tiny creatures.



Nature photography/ grade 9-11

At this stage, my technique has become more mature. I also gradually developed my style, which is still how I take photos nowadays. Since I started taking photos with nature photography, my style is basically neutral and minimal. I prefer to let the subject

stand out and have techniques faded away. That doesn't mean I don't apply any techniques into photography, but I believe that techniques should be naturally applied to manifest what I want to capture.



Photography in CKPC/Events

My style is also greatly influenced by National Geography in some ways. The event photography part is kind of the best example. In CKPC, we set out to be the “the Magnum in Jianguo high school.” My work here ranges from former president of Taiwan to

the refurbishment of our school stadium. Each of the shot here is featured in an article by CKPC. This makes radical difference because I have to take photos as well as write articles, which means I knows more and deeper about the event I am shooting.

Ma, Ying-jeou
former president of Taiwan. ▼



installation art of 69th graduation ceremony in Jianguo high school

refurbishment of school stadium ▼



Photography in CKPC/Sports

In the sport and stage part, I developed a real profession of photography. CKPC is the only senior high school club in Taiwan which has the ability to handle cases from schools, clubs, or the school sport team, and the alumni association of Jianguo high school, so I access the opportunity to further improve my skill to a professional level.



The sport works here range from national rugby contest to club-level student badminton competition. Tennis, swimming, track and trace, each kind of sport photography needs completely different skill. It's a great pleasure to shot so many kinds of photography.



▲ shooting swimming at 106 national high school athlete games

◀ shooting badminton at 105 CK Happy cup


◀ shooting track and field at 106 national high school athlete games

▼ shooting rugby at 105 Zhongzheng cup



Photography in CKPC/Stage

The collection here is selected from two of my most recent case in CKPC. Stage photography is all about lighting. How to use the lighting provided on the stage is critical. I need to “fly” my aperture or other parameter to get the best shot. Among my stage photography experience, dancing performance accounts for the most parts. When shooting dancing, I have to focus on not only the lighting but also the action of dancers and even the tempo of musics.



Daily and street photography



I think the most important thing when doing street photography is to immerse yourself into the moment. It's about making ordinary things extraordinary through my eyes. I actually began to do street photography lately. I just found it relaxing when faced with great stress from school. These shot is easily taken without too much consideration, memorizing some elegant moment of my daily life.





Documentary project: remembering

Huaguang



▲ Statue of Chinese gods carved by local resident in Huaguang.

Many residents have moved away from Huaguang before it is totally torn down.



The Huaguang neighborhood was located at Taipei city. It was where the KMT government placed its employees in the early days. There was also some resident that had been live here for a long time from the Japanese colonial period. With the Taipei city prospering, the price of the land where Huaguang lay has skyrocketed.



◀ There was some fire accident in Huaguang caused by unknown people.



Later, the government stated that the residence of these people in Huaguang was illegal and that the land had been planned to be developed. Despite public and residences' protests, the Huaguang community is torn down by the government in 2013. Now, the place is still grass. No development has initiated.

